



APT-6S / APT-6SB

WEEKLY PROGRAMMABLE TIMER

User's Manual

SAFETY PRECAUTION This manual uses the following symbols to ensure safe operation of this timer.

- WARNING** Warnings are indicated when mishandling this controller might result in death or serious injury to user.
- CAUTION** Cautions are indicated when mishandling this controller might result in minor injury to the user, or only physical damage to the timer.

WARNING

- Note this incorrect wiring of this controller can damage it and lead to other hazards. Make sure the controller has been correctly wired before turning the power ON.
- Before wiring, or removing / mounting the controller, be sure to turn the power OFF. Failure to do so might cause electric shock.
- Do not touch electrically charged parts such as the power terminals. Doing so might cause electric shock.
- Do not disassemble the controller. Doing so might cause electric shock or faulty operation.

CAUTION

- Use the controller within the operating ranges recommended in the specification (temperature, humidity, voltage, shock, mounting direction, atmosphere and etc.). Failure to do so might cause fire or faulty operation.
- Firmly tighten the terminal screws. Insufficient tightening of terminal screws might cause electric shock or fire.

RESTRICTIONS ON USE

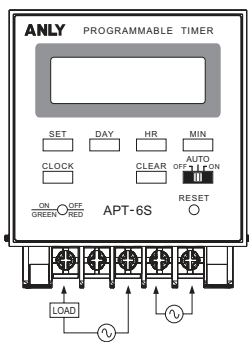
When using this product in applications that require particular safety or when using this product in important facilities, please pay attention to the safety of the overall system and equipment. Install fail-safe mechanisms, perform redundancy checks and periodic inspections and adopt other appropriate safety measures when it is necessary.

SPECIFICATION		BUTTON and SWITCH FUNCTIONS	
Operating voltage	AC/DC : 12 ~ 48V / AC/DC : 100 ~ 240V	• SET : Program setting (ON/OFF)	• OFF : Output contact is disabled
Allowable operating voltage range	85 ~ 110% of rated operating voltage	• CLOCK : Current time setting	• ON : Output contact is enabled
Rated frequency	50 / 60 Hz	• DAY : Weekday setting	• AUTO : Output contact is controlled by program setting
Contact rating	240VAC 7A(N.O.), 240VAC 5A(N.C.) Resistive load	• HR : Hour setting	
Indicator operating	POWER - Red / RELAY ON - Green	• MIN : Minute setting	※When switch to Auto mode from ON or OFF, output contact will be kept in the previous mode. Then, output contact will be controlled by program setting.
Power consumption	Approx. 3.3VA	• CLEAR : Clear setting	
Life	Mechanical : 5,000,000 times / Electrical : 100,000 times	• RESET : Program reset	
Ambient temperature	-10 ~ +50 °C		
Ambient humidity	MAX 85% RH		
Weight	Approx. 170g		

CONNECTION OPERATING FLOWCHART

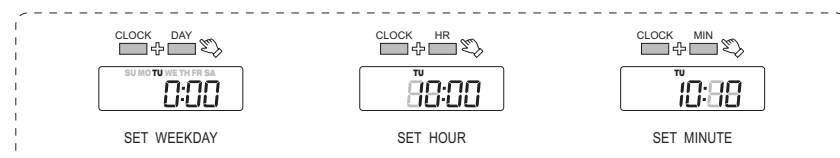
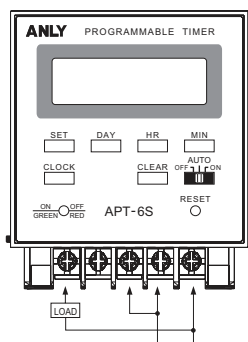
When a time switch and load power supply are separate.

N Type



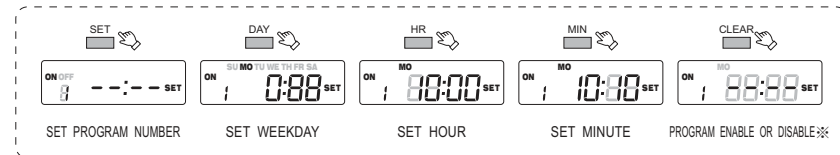
When a time switch and load power supply are the same.

N Type



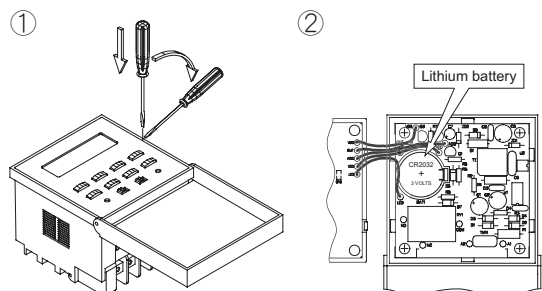
CURRENT TIME SETTING

PROGRAM SETTING

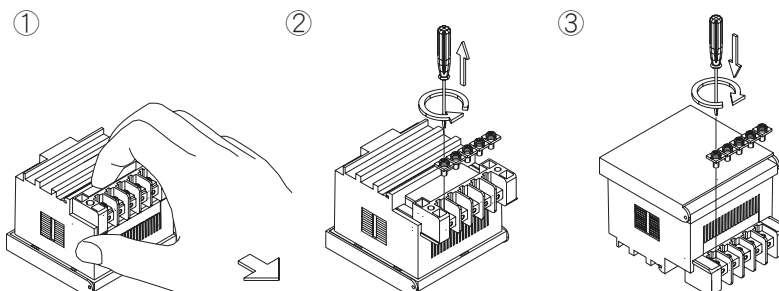


※The previous setting will be shown when press **CLEAR** once again.

BATTERY CHANGE



CONVERT Y TYPE (Flush Mounting) TO N TYPE (Surface Mounting)



CONVERT N TYPE (Surface Mounting) TO Y TYPE (Flush Mounting)

