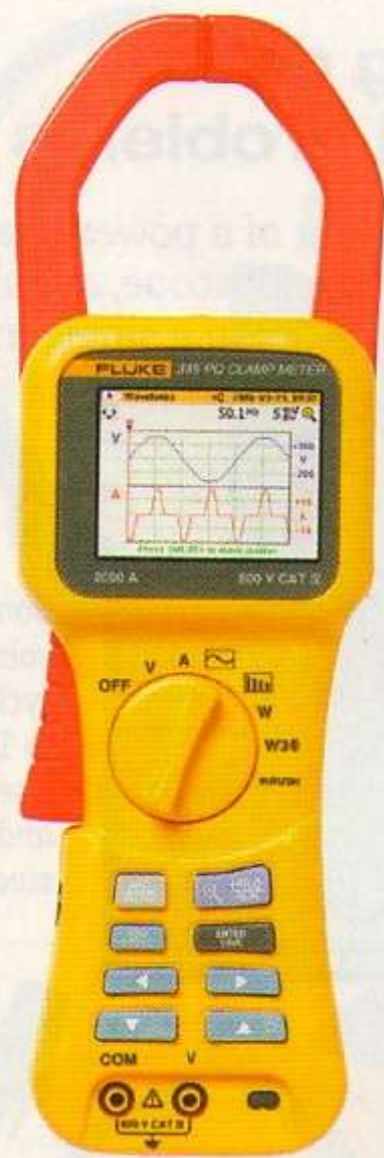


# 345 Power Quality Clamp Meter

FLUKE®



Fluke 345

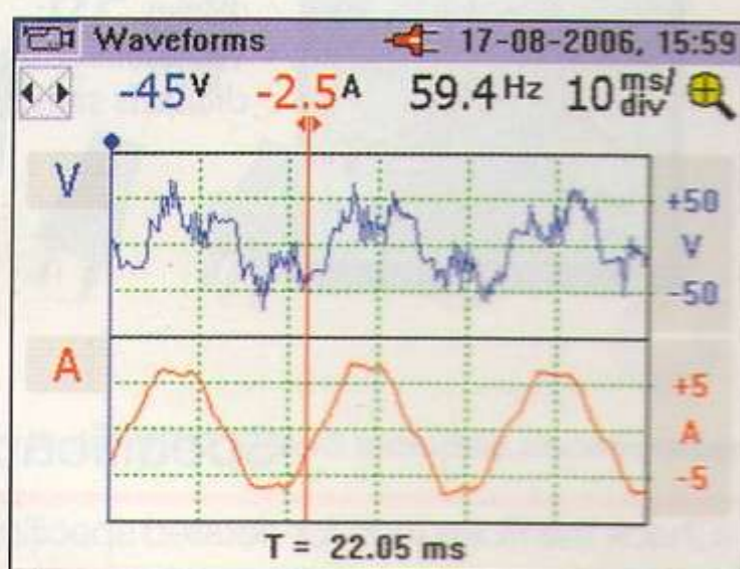
## The ideal troubleshooting tool for modern electrical loads

The Fluke 345 measures a wide range of electrical parameters for troubleshooting power disturbances in single- and three-phase electrical loads. With a bright color display to see waveforms and trends, a low-pass filter to remove high frequency noise, and a high EMC immunity design, the Fluke 345 is ideal for measurements on switching loads such as variable speed drives, electronic lighting and UPS systems.

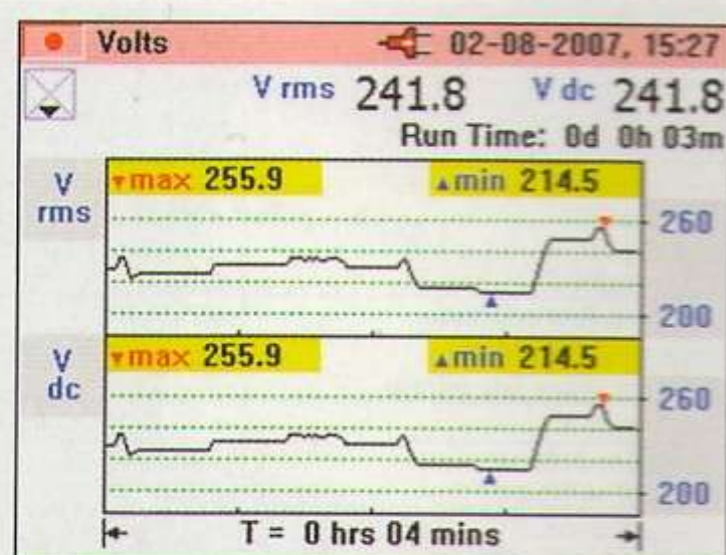
- **High safety rating:** 600V CAT IV / 1000V CAT III rated for use at the service entrance
- **ac/dc current measurements:** Clamp-on measurement of ac peak and dc current up to 2000 A without breaking the circuit
- **Harmonic analysis:** Analyze, display and log harmonics up to the 30th harmonic (40th harmonic for 15 Hz to 22 Hz)
- **Verify batteries:** Direct measurement of dc ripple (%) for battery and dc systems

## Specifications

(Check the Fluke web for detailed specifications)



View waveforms for equipment checking and setup



Log parameters over time to track down intermittent faults



<b>Current measurement</b>	
DC, DC rms, AC rms	All measurements DC and 15 Hz to 1 kHz. Maximum overload 10,000 A or RMS x frequency < 400,000. Amps rms is a true rms measurement (AC + DC).
Measuring range	0 - 2000 A dc or 1400 AC rms
Harmonics	All measurements up to 30th harmonic (40th harmonic for 15 Hz to 22 Hz); Frequency range F0 : 15 Hz to 22 Hz and 45 Hz to 65 Hz; Iacrms > 10A
<b>Voltage measurement</b>	
DC, DC rms, AC rms	All measurements DC and 15 Hz to 1 kHz. Maximum overload 1,000 V rms. Volts rms is a true-rms measurement (AC + DC).
Measuring range	0 - 825 V DC or AC rms
Harmonics	All measurements up to 30th harmonic; Frequency range F0 : 15 Hz to 22 Hz and 45 Hz to 65 Hz; Vacrms > 1V
<b>Watts measurement (single- and three-phase)</b>	DC, DC rms, AC rms
Measuring range	0 - 1650 kW DC or 1200 kW ac
<b>VA measurement (single- and three-phase)</b>	DC, DC rms, AC rms
Measuring range	0 - 1650 kVA DC or 1200 kVA ac
<b>VAR measurement (single- and three-phase)</b>	
Measuring range	0 - 1250 kVAR
<b>Power factor (single- and three-phase)</b>	
Measuring range	0.3 cap...1.0... 0.3 ind (72.5° cap...0°... 72.5° ind)
<b>Displacement power factor</b>	
Measuring range	0.3 cap ... 1.0 ... 0.3 ind (72.5° cap ... 0° ... 72.5° ind)
<b>Kilowatt Hour (kWhr)</b>	
Measuring range	40,000 kWhr
<b>Scope function</b>	
Time base	2.5 ms, 5 ms, 10 ms, 25 ms, 50 ms/div
<b>Current management:</b>	
Ranges	10 A/20 A/40 A/100 A; 200 A/400 A/1000 A/2000 A
<b>Voltage measurement:</b>	
Ranges	4 V/10 V/20 V/40 V/100 V; 200 V/400 V/1000 V
<b>Inrush current function</b>	
Ranges	All measurements dc and 15 Hz to 1 kHz
<b>Memory</b>	Up to 50 screen shots and over 150,000 individual measurement values

**Power supply:** 1.5 V Alkaline AA MN 1500 or IEC LR6 x 6 Battery  
**Battery life (typical):** >10 hours (backlight on full); >12 hours (backlight reduced)  
**Safety:** IEC 61010-1 600 V CAT IV, 1000V CAT III (maximum input phase-phase 825V rms) double or reinforced insulation, pollution degree 2  
**Protection:** IP40; EN60529  
**Operating temperature:** 0 °C to 50 °C

**Display:** Color transmissive LCD 320 x 240 pixels (70 mm diagonal) with 2 level backlight  
**Digital output:** USB interface to a PC  
**Size (HxWxD):** 300 mm x 98 mm x 52 mm  
**Jaw opening:** 60 mm  
**Jaw capacity:** 58 mm diameter  
**Weight (including batteries):** 0.82 kg  
**Two Year Warranty**

## Included Accessories

Soft carrying case, Power Log software, Test probes, Test leads, Alligator clips, International ac adapter / battery eliminator, Printed English User manual, Multi-language manual on CD

## Ordering Information

Fluke 345 Power Quality Clamp Meter

## Recommended Accessories



TLK291  
See page 123



TP220-1  
See page 123



AC220  
See page 124



TP1-1  
See page 123



C550  
See page 130